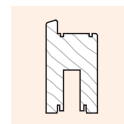


HS-PORTAL 150

Lift and slide door fittings
Drive gear **Fitting options**



For further information
please see installation
instruction HSgb1031.

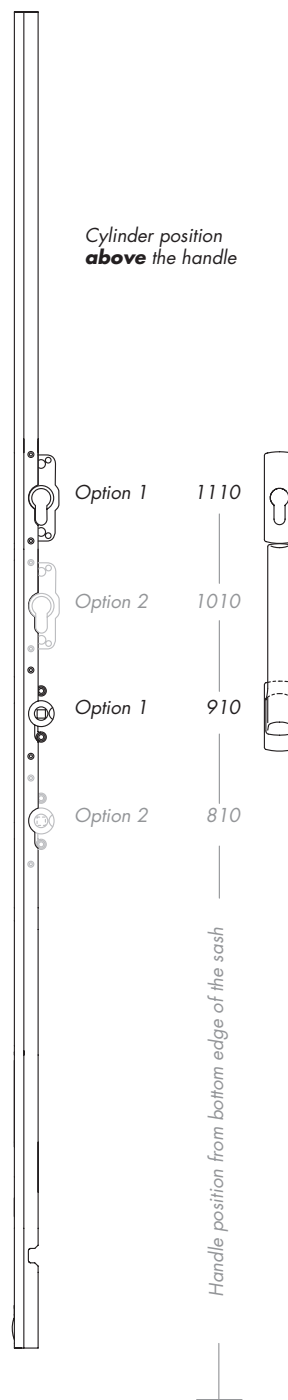
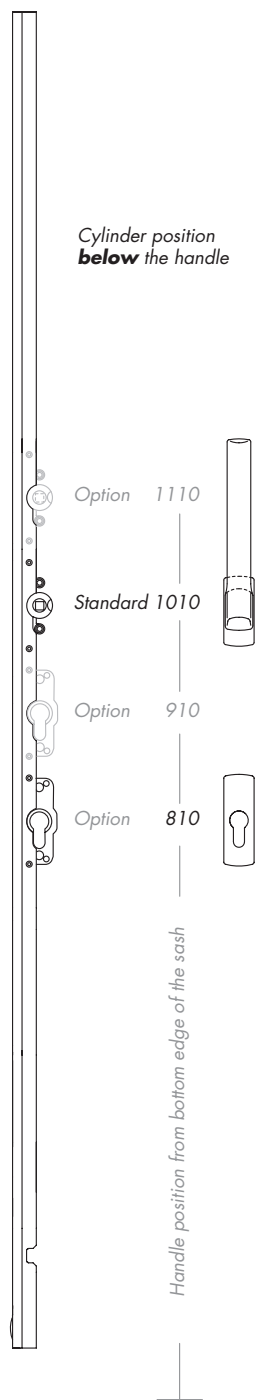
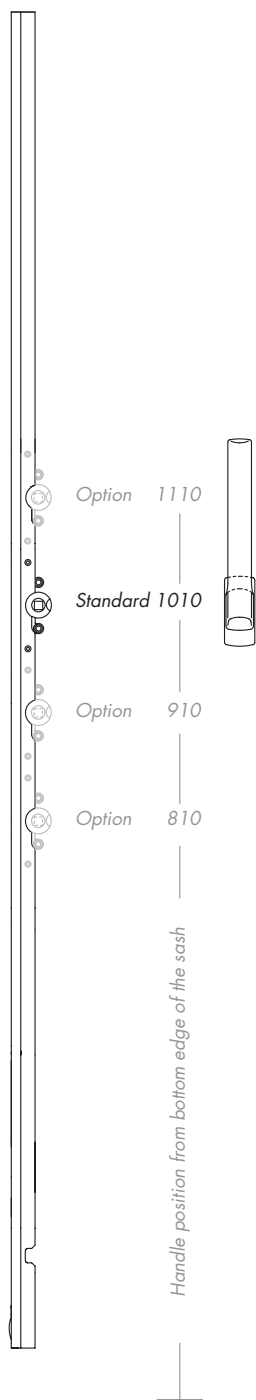
Variable handle and cylinder position

movable gearbox housing

Handle position
gear Gr. 200 - 260
Internal handle HS 150

Handle and cylinder position gear size 200 - 260
Internal locking handle Si-line HS 150 PZ
Internal/external locking handle Si-line HS 150 PZ

printed on chlorine free bleached paper



Installation instruction
HSgb1033

please see overleaf

HS-PORTAL 150 Situation gear box preparation

TRIAL gear-preparation

or

gearbox preparation as before (use bogie wheel cutter $\varnothing \geq 200$ mm -wide 18 mm)

