

Company \_\_\_\_\_  
 Contact \_\_\_\_\_  
 Street \_\_\_\_\_  
 City/Postcode \_\_\_\_\_  
 Tel. \_\_\_\_\_  
 Fax \_\_\_\_\_

**Delivery address (if different)**

Company \_\_\_\_\_  
 Contact \_\_\_\_\_  
 Street \_\_\_\_\_  
 City/Postcode \_\_\_\_\_

Delivery date \_\_\_\_\_

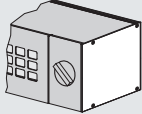
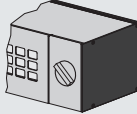
Place/Date/Signature \_\_\_\_\_

**Colours**


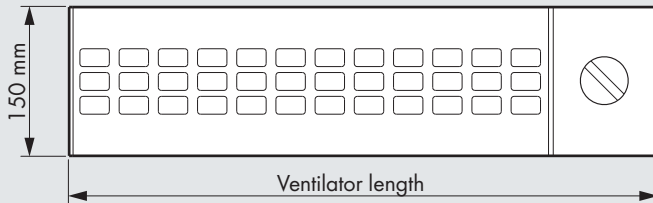
**Colour**

- EV1 silver       RAL 9016 white       RAL special colours \_\_\_\_\_

**Face plates**

- White   Black 

**Dimensions**



Overall depth with weather grille:  
 910 CW-1 = 190 mm  
 910 CS-1 = 190 mm

**Weather grille variants**

**Weather grille pre-mounted on ventilator**

**910 CW-1**  
 (horizontal)



**910 CS-1**  
 (vertical)



**Separate weather grille**

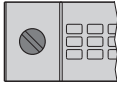
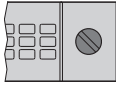


**910 BW-1**  
 (horizontal)



**910 BS-1**  
 (vertical)



## Ordering information for ventilator unit

Item	1	2	3	4	5
Quantity					
Ventilator length (600 mm - 3000 mm)	mm	mm	mm	mm	mm
Weather grille variant					
No weather grille	<input type="checkbox"/>	<input type="checkbox"/>	<input type="checkbox"/>	<input type="checkbox"/>	<input type="checkbox"/>
Operating side (horizontal installation)	 Left	 Right	<input type="checkbox"/> Left <input type="checkbox"/> Right	<input type="checkbox"/> Left <input type="checkbox"/> Right	<input type="checkbox"/> Left <input type="checkbox"/> Right
Operating side (vertical installation)	 Bottom	 Top	<input type="checkbox"/> Top <input type="checkbox"/> Bottom	<input type="checkbox"/> Top <input type="checkbox"/> Bottom	<input type="checkbox"/> Top <input type="checkbox"/> Bottom
Additional ventilation opening (from ventilator length of 1400 mm)	<input type="checkbox"/>	<input type="checkbox"/>	<input type="checkbox"/>	<input type="checkbox"/>	<input type="checkbox"/>

## Bracket (20mm x 20 mm x 2 mm)

**Attention!** Brackets may only be installed in the mounting area!

pieces

### Colour

- EV1 silver       RAL 9016 white  
 RAL special colours \_\_\_\_\_

### Mounting situation

- Loose       Mounted, dimension **Y** \_\_\_\_\_ mm

### Mounting position

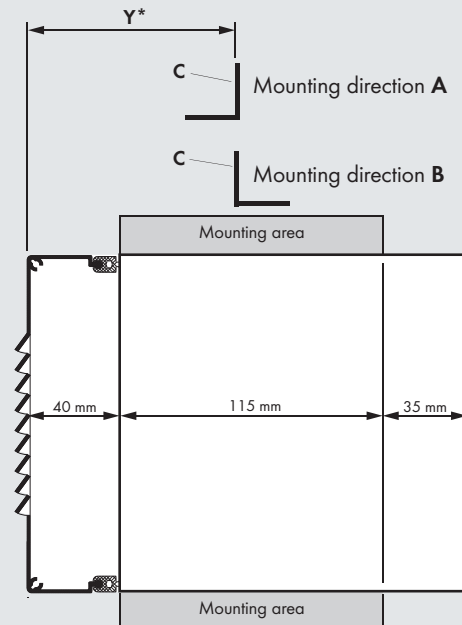
- Top       Side  
 Bottom

### Mounting direction (see drawing)

- Mounting direction **A**       Mounting direction **B**

### Further information

- Pre-drilled (see drawing C)



\*Y = rebate width minus seal thickness (when mounted)

## Comments/Notes

---



---



---



---

**SIEGENIA®**

Head Office:  
 Industriestraße 1-3  
 57234 Wilnsdorf  
 GERMANY

Phone: +49 271 3931-0  
 Telefax: +49 271 3931-333  
 info@siegenia.com  
 www.siegenia.com

H44.FENSAU0006EN/05.2016/2