

Enquiry

Order

# AEROMAT VT WRG 1100

**SIEGENIA®**  
brings spaces to life

Order number/Object description \_\_\_\_\_

Company \_\_\_\_\_

Contact partner \_\_\_\_\_

Street \_\_\_\_\_

City/Postcode \_\_\_\_\_

Tel. \_\_\_\_\_

Fax \_\_\_\_\_

Delivery date \_\_\_\_\_

Delivery address (if different)

Company \_\_\_\_\_

Contact partner \_\_\_\_\_

Street \_\_\_\_\_

City/Postcode \_\_\_\_\_

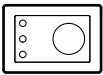
\_\_\_\_\_

\_\_\_\_\_

Place/Date/Signature \_\_\_\_\_

## Operation and dimensions

### Operation



**KEY**

Membrane key on device

**KEY EXT**

External membrane key incl. 2.5 m cable (e. g. for installation on frame profile)

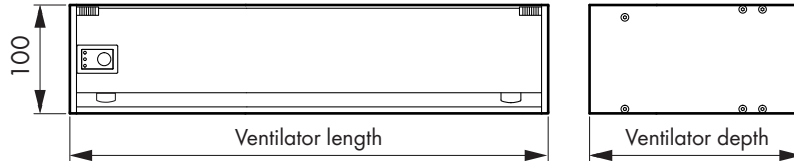
**SWITCH EXT**

External control including 5 m connecting cable

**SMART**

Membrane key on device + WLAN module for control via SIEGENIA Comfort app

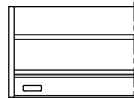

Ventilator depth	Ventilator length
from 380 mm	from 1,100 mm



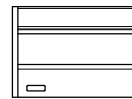

## Weather grille variants

### Installed horizontally

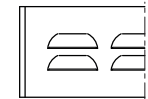

**HW** e.g. sill or lintel



**HW-g** concealed in sill



**CW** e.g. sill, lintel



See the SIEGENIA Download portal: <https://www.siegenia.com/qr/service/aero/vtwrg1100> for more information




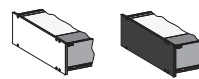
**SIEGENIA®**

Head Office:  
Industriestraße 1-3  
57234 Wilnsdorf  
GERMANY

Phone: +49 271 3931-0  
Telefax: +49 271 3931-333  
info@siegenia.com  
www.siegenia.com

## Ordering information

Our in-house team or external sales staff will be happy to offer you advice on project-specific special solutions (air throughput, sound absorption, length, etc.).

Item	1	2	3	4	5
Pieces					
Operation (KEY / KEY EXT / SWITCH EXT / SMART) <sup>(1)</sup>					
Frost protection sensor	<input type="checkbox"/>	<input type="checkbox"/>	<input type="checkbox"/>	<input type="checkbox"/>	<input type="checkbox"/>
Moisture sensor incl. frost protection sensor	<input type="checkbox"/>	<input type="checkbox"/>	<input type="checkbox"/>	<input type="checkbox"/>	<input type="checkbox"/>
CO <sub>2</sub> sensor	<input type="checkbox"/>	<input type="checkbox"/>	<input type="checkbox"/>	<input type="checkbox"/>	<input type="checkbox"/>
CO <sub>2</sub> sensor + VOC sensor	<input type="checkbox"/>	<input type="checkbox"/>	<input type="checkbox"/>	<input type="checkbox"/>	<input type="checkbox"/>
Filter (F7 supply air filter / G3 exhaust air filter)	F7 / G3	F7 / G3	F7 / G3	F7 / G3	F7 / G3
Ventilator length (min. 1100 mm)	mm	mm	mm	mm	mm
Ventilator depth (LT) (min. 380 mm)	mm	mm	mm	mm	mm
Switch position and cable outlet side	left	left	left	left	left
Casing profile design 	short <input type="checkbox"/>	short <input type="checkbox"/>	short <input type="checkbox"/>	short <input type="checkbox"/>	short <input type="checkbox"/>
	long <input type="checkbox"/>	long <input type="checkbox"/>	long <input type="checkbox"/>	long <input type="checkbox"/>	long <input type="checkbox"/>
Colour of casing profile and front profile (see fig. A, items 3 and 4)	white <sup>(2)</sup> <input type="checkbox"/>	white <sup>(2)</sup> <input type="checkbox"/>	white <sup>(2)</sup> <input type="checkbox"/>	white <sup>(2)</sup> <input type="checkbox"/>	white <sup>(2)</sup> <input type="checkbox"/>
	RAL <input type="checkbox"/>	RAL <input type="checkbox"/>	RAL <input type="checkbox"/>	RAL <input type="checkbox"/>	RAL <input type="checkbox"/>
Colour of face plates 	White <input type="checkbox"/>	White <input type="checkbox"/>	White <input type="checkbox"/>	White <input type="checkbox"/>	White <input type="checkbox"/>
	Black <input type="checkbox"/>	Black <input type="checkbox"/>	Black <input type="checkbox"/>	Black <input type="checkbox"/>	Black <input type="checkbox"/>
Colour of weather grille (see fig. A, item 1)	white <sup>(2)</sup> <input type="checkbox"/>	white <sup>(2)</sup> <input type="checkbox"/>	white <sup>(2)</sup> <input type="checkbox"/>	white <sup>(2)</sup> <input type="checkbox"/>	white <sup>(2)</sup> <input type="checkbox"/>
	RAL <input type="checkbox"/>	RAL <input type="checkbox"/>	RAL <input type="checkbox"/>	RAL <input type="checkbox"/>	RAL <input type="checkbox"/>
Colour of clamping profile (see fig. A, item 2)	Black	Black	Black	Black	Black
Weather grille variant (HW, HW-g, CW)					
Stop profile	<input type="checkbox"/>	<input type="checkbox"/>	<input type="checkbox"/>	<input type="checkbox"/>	<input type="checkbox"/>
Panel Dimension <b>X</b> (see fig. B)	mm	mm	mm	mm	mm
Lintel channel Dimension <b>X</b> (see fig. B)	mm	mm	mm	mm	mm
Wall duct (BK) Dimension <b>X</b> (see fig. C)	mm	mm	mm	mm	mm
Mounting bracket (20 mm x 20 mm x 2 mm) <sup>(3)</sup>	<input type="checkbox"/>	<input type="checkbox"/>	<input type="checkbox"/>	<input type="checkbox"/>	<input type="checkbox"/>
Z profile <sup>(3)</sup>	<input type="checkbox"/>	<input type="checkbox"/>	<input type="checkbox"/>	<input type="checkbox"/>	<input type="checkbox"/>

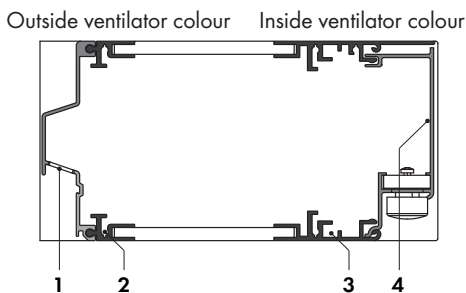


Fig. A – Profiles and colours

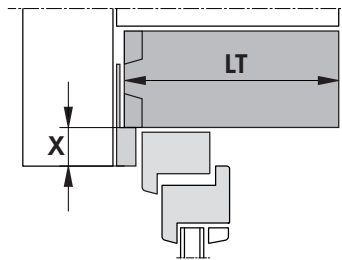


Fig. B – Flush mounting plate, reveal / lintel duct <sup>(4)</sup>

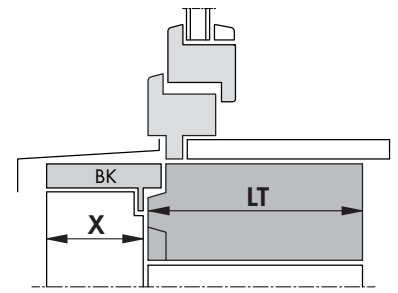


Fig. C – Wall duct (BK) <sup>(4)</sup>

<sup>(1)</sup> Prerequisite for control via SENSOAIR plus: external control (SWITCH EXT); prerequisite for control via SENSOAIR smart: WLAN module (SMART)

<sup>(2)</sup> RAL 9016

<sup>(3)</sup> Please enclose sketch for installation of bracket or Z profile.

<sup>(4)</sup> See installation suggestions for more details: <https://www.siegenia.com/qr/service/aero/vtwrg1100>

## Comments/Notes

---



---



---



---