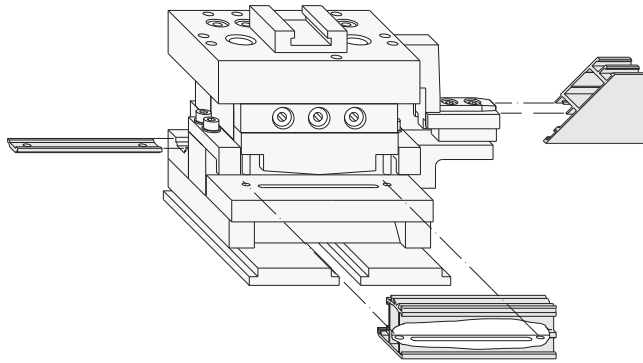
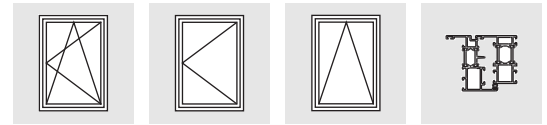
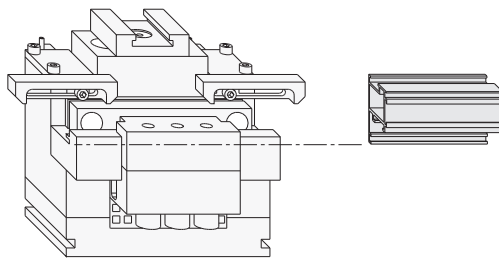


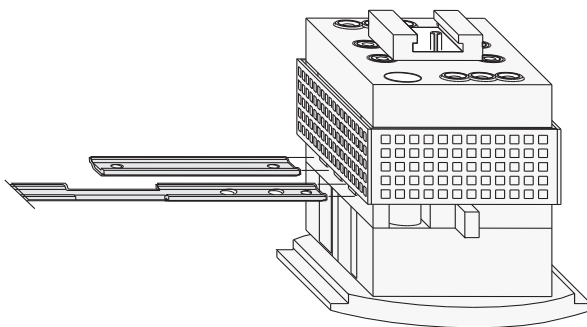
LM Range Jigs and tools



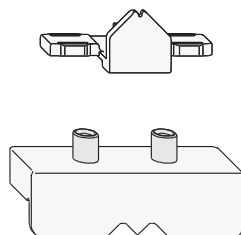
Description	part code
<p>Combi tool</p> <ul style="list-style-type: none"> • handle preparation • Opening of drive gear groove • drive gear hole punching and cropping to length <p>Suitable punch BST 105 (15 mm stroke)</p>	141243



<p>Punching tool 68 (LM 3100)</p> <p>Punching for hinge clearance</p> <p>Suitable punch BST 105 (15 mm stroke)</p>	141236
---	--------



<p>Punching tool E</p> <p>Drive gear hole punching</p> <p>Suitable punch machine BST 105 (15 mm stroke)</p>	141267
--	--------

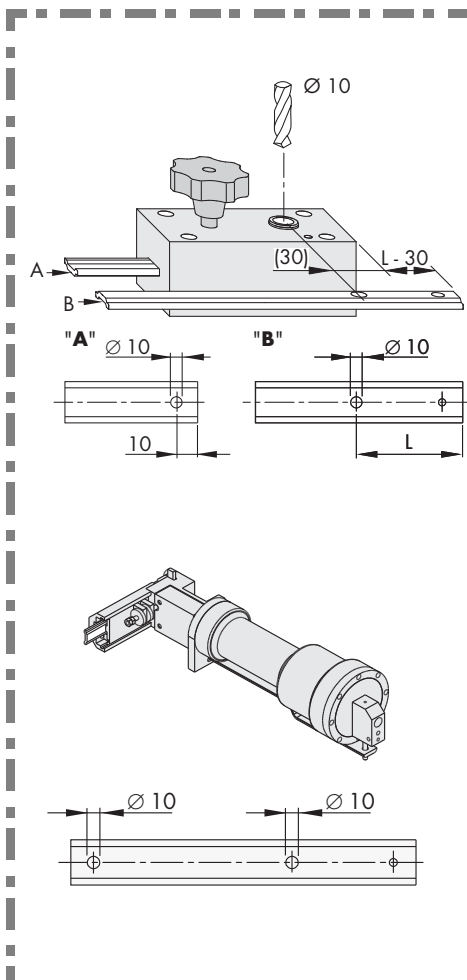
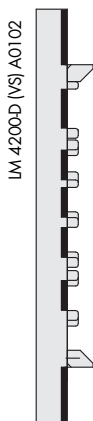
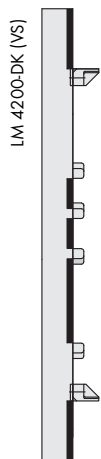
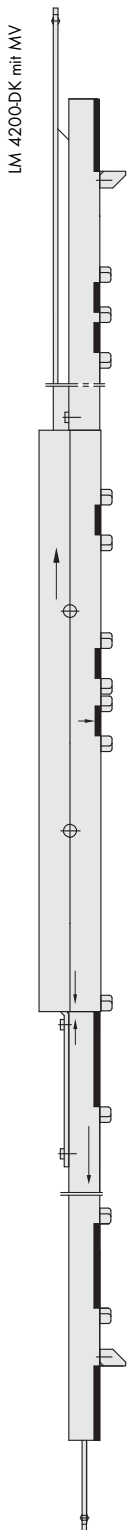
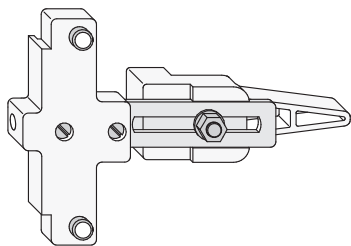


Jig LM-E	consisting of:	863022
Jig EL LM-E	for sash Contents: 12 off	156926
Jig EB LM-E	for frame Contents: 1 off	156919

printed on chlorine free bleached paper

H48.ZUBHLS009en_0_2012.07

Jigs and tools LM



Description	part code
Jig LM EB-LM 4200/BS	for sash weights of 100 kg 157220

Striker jig LM Locking Side LM 4200-DK mit MV	for strikers, striker E and auxiliary stay LM 157435
---	--

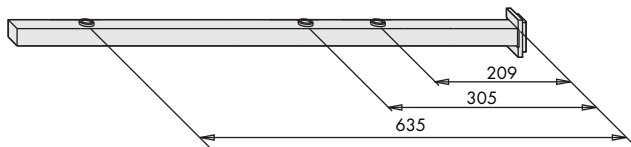
Striker jig LM LM 4200-DK (VS)	for striker and striker E 157442
--	-------------------------------------

Striker jig LM LM 4200-D (VS) A0102	for run-up block TBT and strikers 157459
---	---

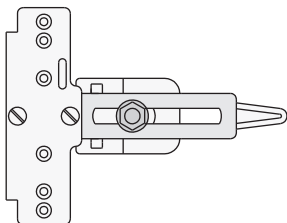
Jig LM Ø 10 mm	130001
--------------------------	--------

Hand punching tool LM Ø 10 mm 6 - 7 bar	130018
--	--------

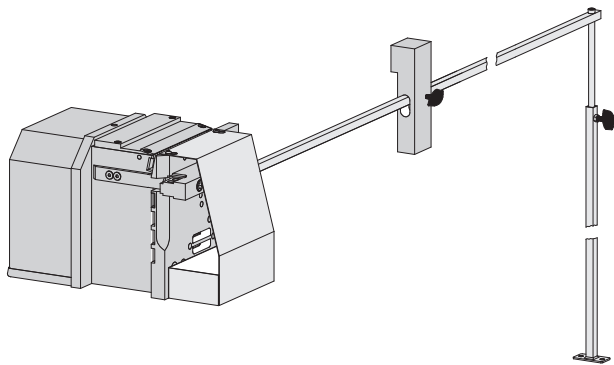
Jigs and tools LM



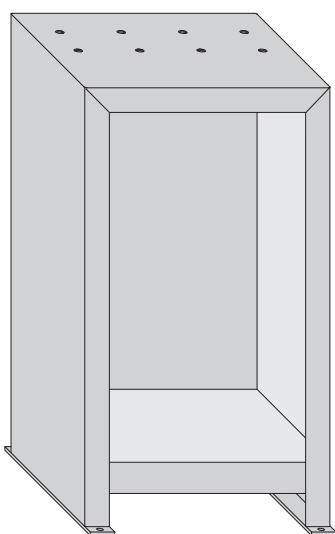
Bezeichnung		EAN 40 12453
Jig LM (EB - stay) (LM 3100)	for stay LM 3100-DK (Size 20, 30 and 65)	141151



Jig LM (BS) (LM 3100)	for bottom hinge HV and top hinge	141182
--------------------------	-----------------------------------	--------

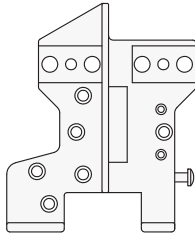


Combi punching machine LM	<ul style="list-style-type: none"> • Handle preparation • Opening of drive gear groove • Cropping and punching both sides \varnothing 5.2 mm • Punching \varnothing 5.2 mm • Punching \varnothing 10 mm • Punching \varnothing 7,1 mm at a spacing of 24 mm and 50 mm (with EF2 for safety piece E) • Punching \varnothing 7,1 mm at a spacing of 10 mm (with EF2 for coupling bracket E) • Punched hole for locking parts E 	157398
---------------------------	---	--------

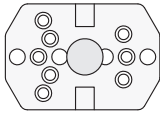


Punching table for Combi punching machine LM	<ul style="list-style-type: none"> • Supply unit (no illustration) • Barometer (no illustration) • Tool storage • Compressed air gun with connection (no illustration) 	157404
--	--	--------

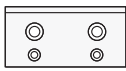
Jigs and tools LM Assembly aids FS-PORTAL LM



Description	part code
Jig EB 645-1 Requirement: 2 off	143124



Jig EB 645-2 Requirement: 4 off	143131
---	--------



Jig EB 644-3 Requirement: 1 off	143087
---	--------



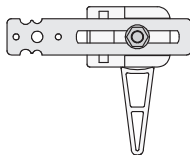
Jig EB 644-4 Requirement: 1 off	143094
---	--------



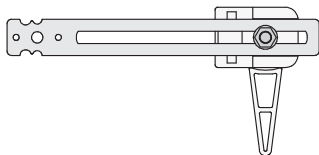
Adjusting rod Requirement: 2 off	143117
--	--------



Stop Requirement: 2 off	143100
-----------------------------------	--------



Clamping device Requirement: 9 off	139202
--	--------

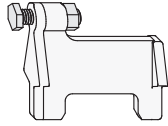


Clamping device A0089 Requirement: 3 off	139219
--	--------

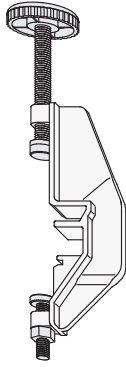
(No illustration)

Countersunk screw M5x16 Requirement: 24 off	801147
---	--------

Jigs and tools LM Assembly aids PSK-PORTAL LM



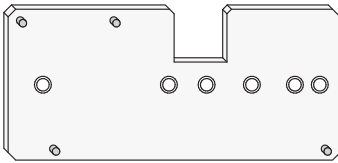
Description		part code
Striker jpg EL 640-2 Requirement: 1 off	<i>for locking part</i>	142967



Clamping jpg KL 640-4 Requirement: 3 off	<i>for guide rail and bottom rail</i>	142950
--	---------------------------------------	--------



Drilling jig EB 640-4 Requirement: 1 off	<i>for drill holes on guide rail and bottom rail</i>	143001
--	--	--------



Drilling jig EB 641-6 Requirement: 1 off	<i>for bogie wheels and support</i>	143032
--	-------------------------------------	--------

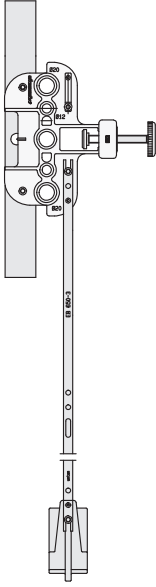


Drilling jig PSK-PORTAL Requirement: 1 off	<i>for Handle, Si-line PSK LM</i>	157503
--	-----------------------------------	--------

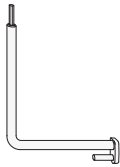


Drilling jig EB 641-7 Requirement: 1 off	<i>for tilt stay and cover caps K.</i>	143049
--	--	--------

Jigs and tools LM Assembly aid HS-PORTAL LM and Accessories LM



Description	part code
Jig EB 650-3 for gear drillings Requirement: 1 off	157237
Adjusting rod for EB 650-3 Requirement: 1 off	157237



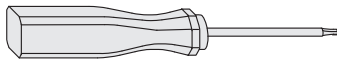
Assembly key (LM 3100)	139325
----------------------------------	--------



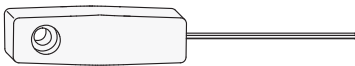
Multitool	127629
------------------	--------



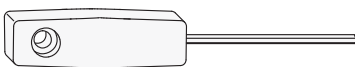
Bit	Hexagon 2.5 mm hardened	857113
------------	-------------------------	--------



Allen Key, Professional	Hexagon 2.5 mm hardened	157947
--------------------------------	-------------------------	--------



Allen Key	Hexagon 2.5 mm	141274
------------------	----------------	--------



Allen Key	Hexagon 4 mm	139394
------------------	--------------	--------